

Die jeweils Top 5 meist nachgefragten Modelle






Kleinwagen

1.		Volkswagen Polo	A	↑	+ 6%
			N	↓	- 11%
2.		Peugeot 206	A	↑	+ 5%
			N	↓	- 17%
3.		Opel Corsa	A	●	- 1%
			N	↓	- 25%
4.		Renault Clio	A	↓	- 4%
			N	↓	- 22%
5.		Seat Ibiza	A	●	0%
			N	↓	- 23%

Obere Mittelklasse

1.		BMW 5er	A	●	+ 3%
			N	↓	- 9%
2.		Audi A6	A	↑	+ 6%
			N	↓	- 19%
3.		Mercedes-Benz E	A	↑	+ 4%
			N	↓	- 12%
4.		BMW M5	A	↑	+ 23%
			N	●	0%
5.		Audi 100	A	●	+ 3%
			N	↓	- 7%

Kompaktklasse

1.		Volkswagen Golf	A	↑	+ 8%
			N	↓	- 6%
2.		Audi A3	A	●	+ 3%
			N	↓	- 23%
3.		Opel Astra	A	●	+ 2%
			N	↓	- 12%
4.		Ford Focus	A	●	- 1%
			N	↓	- 16%
5.		Honda Civic	A	↑	+ 11%
			N	↓	- 15%

Geländewagen

1.		BMW X5	A	↑	+ 6%
			N	↓	- 11%
2.		Mercedes-Benz ML	A	↑	+ 7%
			N	↓	- 7%
3.		Volkswagen Touareg	A	↓	- 7%
			N	↓	- 11%
4.		Jeep Jeep Grand Cherokee	A	↑	+ 10%
			N	↓	- 9%
5.		BMW X3	A	↑	+ 25%
			N	↓	- 14%

Mittelklasse

1.		BMW 3er	A	↑	+ 5%
			N	↓	- 15%
2.		Audi A4	A	↑	+ 4%
			N	↓	- 15%
3.		Volkswagen Passat	A	●	+ 1%
			N	↓	- 12%
4.		Mercedes-Benz C	A	●	0%
			N	↓	- 11%
5.		Opel Vectra	A	↑	+ 9%
			N	↓	- 8%

Vans

1.		Volkswagen Sharan	A	●	+ 1%
			N	↓	- 8%
2.		Ford Galaxy	A	●	- 3%
			N	↓	- 14%
3.		Volkswagen Touran	A	●	+ 1%
			N	↓	- 14%
4.		Renault Espace	A	●	- 1%
			N	↓	- 8%
5.		Opel Zafira	A	●	+ 2%
			N	↓	- 15%

A Angebot N Nachfrage ● gleichbleibend (Toleranz +3/-3) ↑ steigend ↓ fallend